

**SUTTER-YUBA  
MOSQUITO & VECTOR CONTROL DISTRICT  
AGENDA**

701 Bogue Road, Yuba City, CA. (530) 674-5456  
Thursday, September 8, 2022, 4:30 P.M.

1. Call to Order
2. Pledge of Allegiance
- motion 3. Emergency Agenda Items
- motion 4. Consent Agenda:  
The Consent Calendar groups together those items which are considered noncontroversial or for which prior policy direction has been given to staff and that requires only routine action by the Board. The Chair will advise the audience that the matters may be adopted in total by one motion; however, the Board may, at its option or upon request of a member of the public, consider any matter separately.
  - A. Minutes of August 11, 2022
  - B. Bills for August 2022
- motion 5. Approval of Necessary FY2021-2022 Budget Transfers: Board action is required to transfer funds from Salaries and Employee Benefits to Services and Supplies.
- motion 6. Approval to Set District's Forecasted Reserves Implementation Plan for the 2022-2023 Budget: This action will be in compliance with GASB 54.
- motion 7. Approval to purchase a video surveillance system to cover outside areas of the District yard. A smaller scale system, focused on at risk assets will be presented.
- motion 8. Approval for staff and Trustees to attend the MVCAC Fall Quarter meeting in Visalia, Ca, November 2 and 3, 2022.
9. Public Comments
10. Manager Comments: The manager will report on the following:
  - a) West Nile virus activity / Mosquito trap counts.
  - b) Invasive *Aedes aegypti* update.
  - c) Duck club, SNWR update.
  - d) Update on aerial adulticide missions.
  - e) VCJPA Member Contingency balance as of June 30, 2022
  - f) Update on the District annual audit.
  - g) Manager performance evaluation.
  - h) District activities.
11. Trustee Comments
- motion 12. Adjournment

*Any person, who needs a disability-related modification or accommodation to participate in this meeting, should contact the District at (530) 674-5456 or by fax at (530) 674-5534. Requests must be made as early as possible and at least 72 hours prior to the meeting for the District to make reasonable arrangements and ensure accessibility.*

**2022-2023**  
**SUTTER-YUBA MOSQUITO & VECTOR CONTROL DISTRICT**  
**BUDGET**

<b>SALARIES &amp; BENEFITS</b>	<b>Expended</b>	<b>Budget</b>	<b>Spent YTD</b>	<b>Balance</b>
	<b>July 2022</b>			
51010 PERMANENT SALARIES	93,855.00	1,256,000.00	187,364.00	1,068,636.00
51020 EXTRA HELP	46,576.57	256,000.00	94,307.07	161,692.93
51102 PAYROLL TAXES SPECIAL DIST	4,920.12	40,000.00	9,811.40	30,188.60
51110 RETIREMENT	66,122.00	75,000.00	66,122.00	8,878.00
51120 HEALTH,DENTAL,VISION INS	30,397.07	440,000.00	66,862.47	373,137.53
51121 DEF COMP	9,318.95	117,000.00	18,606.76	98,393.24
51130 UNEMPLOYMENT INSURANCE	1,099.00	60,000.00	1,099.00	58,901.00
51150 WORKERS COMPENSATION	0.00	57,193.00	56,894.00	299.00
<b>TOTAL SALARIES &amp; BENEFITS</b>	<b>252,288.71</b>	<b>2,301,193.00</b>	<b>501,066.70</b>	<b>1,800,126.30</b>

**SERVICES & SUPPLIES**

52040 CHEMICALS	233,558.12	1,050,000.00	475,959.70	574,040.30
52050 CLOTHING & PERSONAL	1,396.78	19,000.00	2,209.10	16,790.90
52060 COMMUNICATIONS	1,392.03	18,000.00	2,813.83	15,186.17
52090 HOUSEHOLD EXPENSES	61.03	2,000.00	221.27	1,778.73
52100 INSURANCE LIABILITY	0.00	85,500.00	60,367.00	25,133.00
52120 MAINTENANCE EQUIPMENT	3,098.54	33,000.00	7,546.00	25,454.00
52130 MAINT. STRU. & GRNDS	1,818.29	20,000.00	4,080.17	15,919.83
52150 MEMBERSHIPS	0.00	14,000.00	13,233.47	766.53
52170 OFFICE EXPENSES	644.02	15,500.00	2,556.15	12,943.85
52180 PROF. & SPEC. SERVICES	72,942.00	430,000.00	266,388.59	163,611.41
52190 PUBL. & LEGAL NOTICES	2,468.00	15,000.00	5,367.06	9,632.94
52200 RENTS & LEASES EQUIP	0.00	2,000.00	0.00	2,000.00
52210 RENTS-LEASES STRU & GRN.	0.00	16,250.00	0.00	16,250.00
52220 SMALL TOOLS & INSTRUMENTS	259.97	4,000.00	524.37	3,475.63
52230 SPECIAL DEPT EXPENSES	520.00	10,000.00	1,040.00	8,960.00
52239 BIOLOGICAL CONTROL	1,311.31	10,000.00	1,417.98	8,582.02
52241 ENTOMOLOGY/LAB	6,367.06	24,000.00	11,308.65	12,691.35
52250 TRANSPORTATION-TRAVEL	10,419.52	77,500.00	21,197.80	56,302.20
52260 UTILITIES	902.34	15,000.00	1,838.19	13,161.81
<b>TOTAL SERVICES &amp; SUPPLIES</b>	<b>337,159.01</b>	<b>1,860,750.00</b>	<b>878,069.33</b>	<b>982,680.67</b>

**OTHER CHARGES**

53401 Treasury Fee	0.00	6,000.00	0.00	6,000.00
53550 Taxes and Assessments	0.00	400.00	0.00	400.00
<b>TOTAL OTHER CHARGES</b>	<b>0.00</b>	<b>6,400.00</b>	<b>0.00</b>	<b>6,400.00</b>

**FIXED ASSETS**

54501 EQUIPMENT	0.00	69,500.00	56,153.33	13,346.67
54502 STRUCTURES & GROUNDS	0.00	106,000.00	80,730.00	25,270.00
<b>TOTAL FIXED ASSETS</b>	<b>0.00</b>	<b>175,500.00</b>	<b>136,883.33</b>	<b>38,616.67</b>

<b>TOTAL EXPENDITURES</b>	<b>589,447.72</b>	<b>4,343,843.00</b>	<b>1,516,019.36</b>	<b>2,827,823.64</b>
---------------------------	-------------------	---------------------	---------------------	---------------------

<b>EXPECTED REVENUE TOTAL:</b>	TBD
<b>REVENUE RECEIVED AUGUST:</b>	\$ 293,776.15
<b>REVENUE FY TO DATE:</b>	\$ 297,047.15

**COUNTY OF SUTTER**  
**APPROPRIATION/REVENUE STATUS - ADOPTED**

For Period Ending 6/30/2022

Fiscal Year: 2022 Period: 12

FUND: 6436 S-Y MOSQUITO & VECTOR CONTROL

DEPT: 0000 N/A

ACCOUNT CODE/DESCRIPTION	RECOMMENDED APPROP. EST.REVENUE	ADJUSTED APPROPRIATION EST.REVENUE	ENCUMBRANCE	EXPENDITURE REVENUE	BALANCE UNENCUMBERED UNREALIZED	PERCENT EXP. REALIZED
<b>SALARIES AND EMPLOYEE BENEFITS</b>						
51010 Permanent Salaries	0.00	1,083,571.00	0.00	1,029,876.99	53,694.01	95.04
51020 Extra Help	0.00	276,690.00	0.00	199,431.52	77,258.48	72.08
51102 Payroll Taxes-Spec Districts	0.00	36,880.00	0.00	30,324.18	6,555.82	82.22
51110 Co Contribution Retirement	0.00	75,000.00	0.00	75,000.00	0.00	100.00
51120 Co Contribution-Group Insuranc	0.00	400,000.00	0.00	374,369.12	25,630.88	93.59
51121 Contribution Def Comp/401a	0.00	108,436.00	0.00	101,614.31	6,821.69	93.71
51130 Co Contrib Unemploymnt Insrnc	0.00	60,000.00	0.00	14,570.00	45,430.00	24.28
51150 Interfund Workers Compensation	0.00	51,438.00	0.00	51,438.00	0.00	100.00
<b>* TOTAL SALARIES AND EMPLOYEE BENEFITS</b>	<b>0.00</b>	<b>2,092,015.00</b>	<b>0.00</b>	<b>1,876,624.12</b>	<b>215,390.88</b>	<b>89.70</b>
<b>SERVICES AND SUPPLIES</b>						
52040 Agriculture	0.00	970,000.00	0.00	1,062,650.99	(92,650.99)	109.55
52050 Clothing & Personal	0.00	19,000.00	0.00	15,112.75	3,887.25	79.54
52060 Communications	0.00	18,000.00	0.00	13,837.96	4,162.04	76.88
52090 Household Expense	0.00	2,000.00	0.00	845.55	1,154.45	42.28
52100 Insurance	0.00	68,000.00	0.00	68,883.00	(883.00)	101.30
52120 Maintenance Equipment	0.00	23,500.00	0.00	28,383.21	(4,883.21)	120.78
52130 Maintenance Structure/Imprvmnt	0.00	15,000.00	0.00	18,108.95	(3,108.95)	120.73
52150 Memberships	0.00	13,225.00	0.00	13,882.47	(657.47)	104.97
52170 Office Expenses	0.00	15,000.00	0.00	13,035.64	1,964.36	86.90
52180 Professional/Specialized Srvs	0.00	395,000.00	0.00	388,207.74	6,792.26	98.28
52190 Publication Legal Notice	0.00	13,000.00	0.00	10,887.24	2,112.76	83.75
52200 Rents & Leases Equipment	0.00	2,500.00	0.00	1,482.40	1,017.60	59.30
52210 Rents/Leases Structures/Ground	0.00	13,000.00	0.00	12,145.62	854.38	93.43
52220 Small Tools	0.00	4,000.00	0.00	2,139.61	1,860.39	53.49
52230 Special Departmental Expense	0.00	10,000.00	0.00	7,899.00	2,101.00	78.99
52239 Biological Control	0.00	12,000.00	0.00	9,492.48	2,507.52	79.10
52241 Entomology/Lab	0.00	24,000.00	0.00	20,956.43	3,043.57	87.32
52250 Transportation & Travel	0.00	50,000.00	0.00	48,549.28	1,450.72	97.10
52260 Utilities	0.00	13,500.00	0.00	12,200.20	1,299.80	90.37
<b>* TOTAL SERVICES AND SUPPLIES</b>	<b>0.00</b>	<b>1,680,725.00</b>	<b>0.00</b>	<b>1,748,700.52</b>	<b>(67,975.52)</b>	<b>104.04</b>
<b>OTHER CHARGES</b>						
53401 Treasury Fee	0.00	6,500.00	0.00	5,210.28	1,289.72	80.16
53550 Taxes & Assessments	0.00	350.00	0.00	256.20	93.80	73.20
<b>* TOTAL OTHER CHARGES</b>	<b>0.00</b>	<b>6,850.00</b>	<b>0.00</b>	<b>5,466.48</b>	<b>1,383.52</b>	<b>79.80</b>
<b>CAPITAL ASSETS</b>						
54501 Capital Asset-Spec Districts	0.00	121,000.00	0.00	82,061.40	38,938.60	67.82
54502 Capital Asset-SP Struct & Impr	0.00	149,000.00	0.00	148,310.88	689.12	99.54
<b>* TOTAL CAPITAL ASSETS</b>	<b>0.00</b>	<b>270,000.00</b>	<b>0.00</b>	<b>230,372.28</b>	<b>39,627.72</b>	<b>85.32</b>

## 2022-2023 Budget Forecasted Reserve Implementation Plan

**District Reserves:** Governmental Accounting Standards Board 54 Fund Balances

### GASB 54 Committed

DDT Soil Contamination Market Street Property \_\_\_\_\_ \$2,250,000.00

- Financial responsibility should US/Cal EPA, CA Dept Water Resources, require cleanup
- Soil sampling/removal/mitigation

Accumulated Capital Outlay \_\_\_\_\_ \$825,000.00

- Land acquisition for Fish Farm

Budget Stabilization \_\_\_\_\_ \$125,000.00

- Funds available for unexpected decrease or loss of revenue
- Funds availability for unfunded benefit obligations/liability (vacation, other time off benefits) should an employee unexpectedly separate from the District

### GASB 54 Assigned

Research Projects \_\_\_\_\_ \$75,000.00

- Assist in research projects with MVCAC, AMCA or University of California
- Pesticide efficacy, target/non-target, resistance or droplet deposition research

Vector-Borne Disease Emergency Fund \_\_\_\_\_ \$1,500,000.00

- Funds available to suppress a vector-borne disease outbreak

Invasive Aedes Detection Response \_\_\_\_\_ \$125,000.00

- Wide area larvicide or adulticide aerosol fogger, specialized traps & equipment purchase
- Additional staff for surveillance and treatment
- Additional pesticide purchases or contractor costs

Electric Vehicle Charging Facilities \_\_\_\_\_ \$175,000.00

- Funds available for construction/installation of vehicle charging facilities

Adulticide Fogger Replacement \_\_\_\_\_ \$75,000.00

- Funds available for replacing foggers due to unexpected failures

Vehicle Replacement Reserve \_\_\_\_\_ \$75,820.00

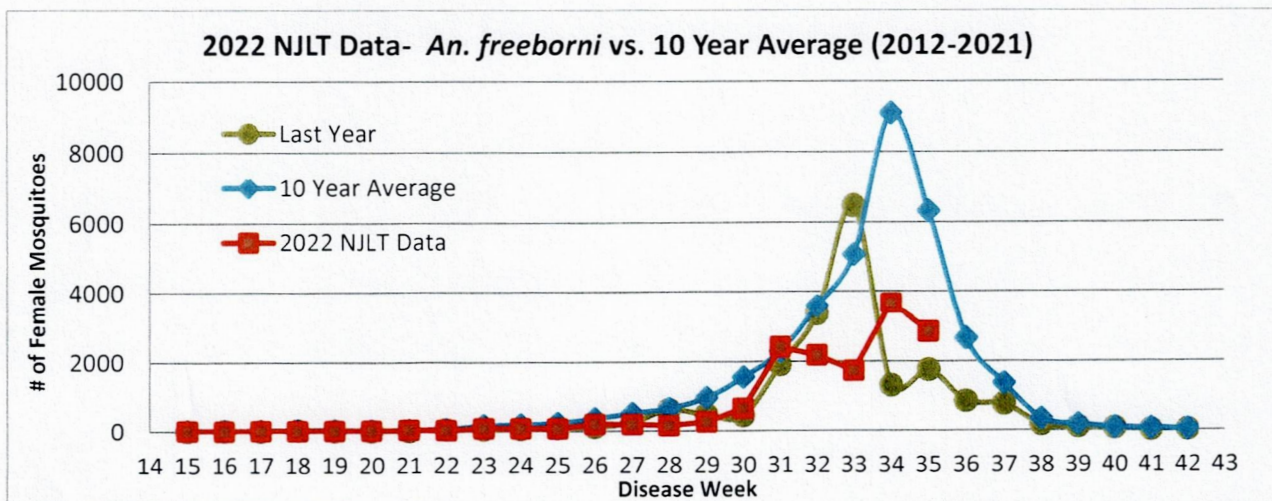
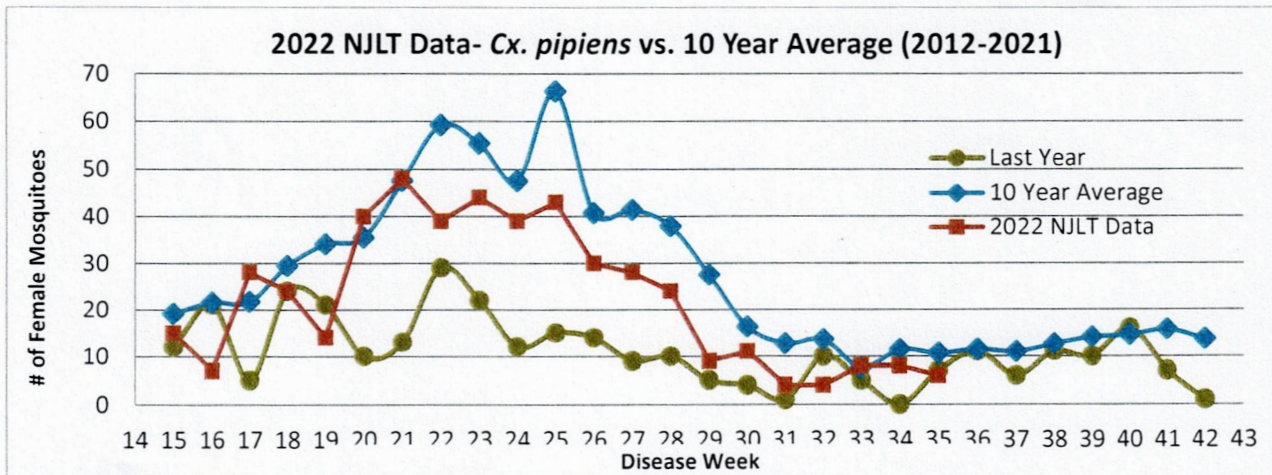
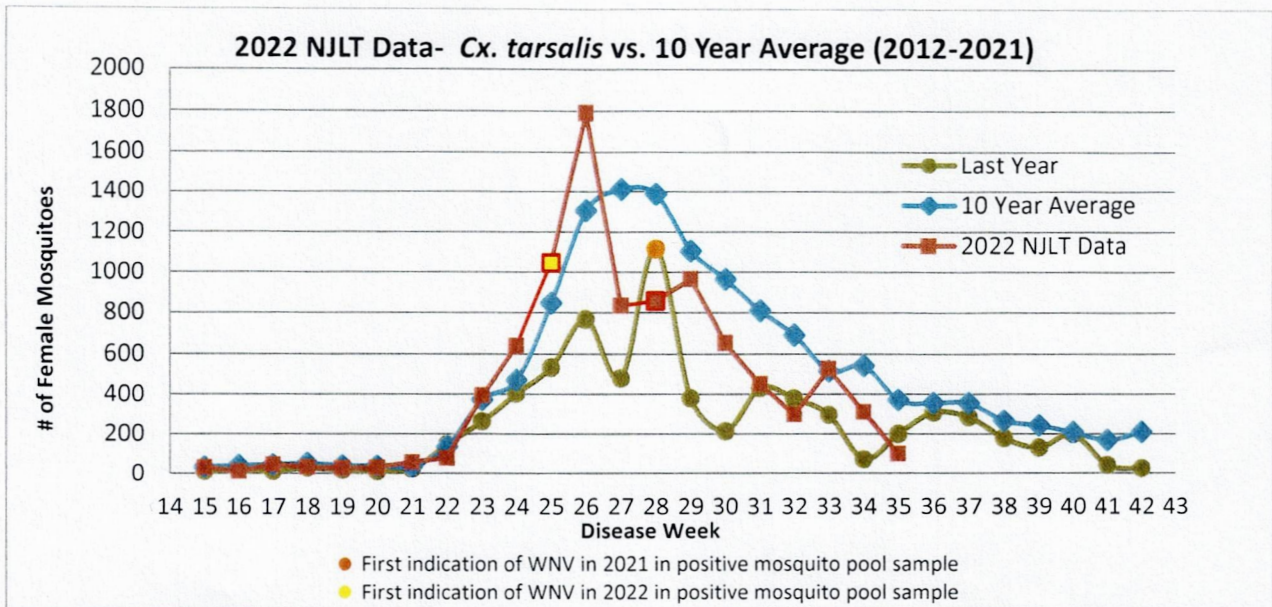
- Funds available for purchase of District vehicles due to unexpected loss

### GASB 54 Unassigned

General \_\_\_\_\_ \$890,000.00

Total                       
\$6,115,820.00

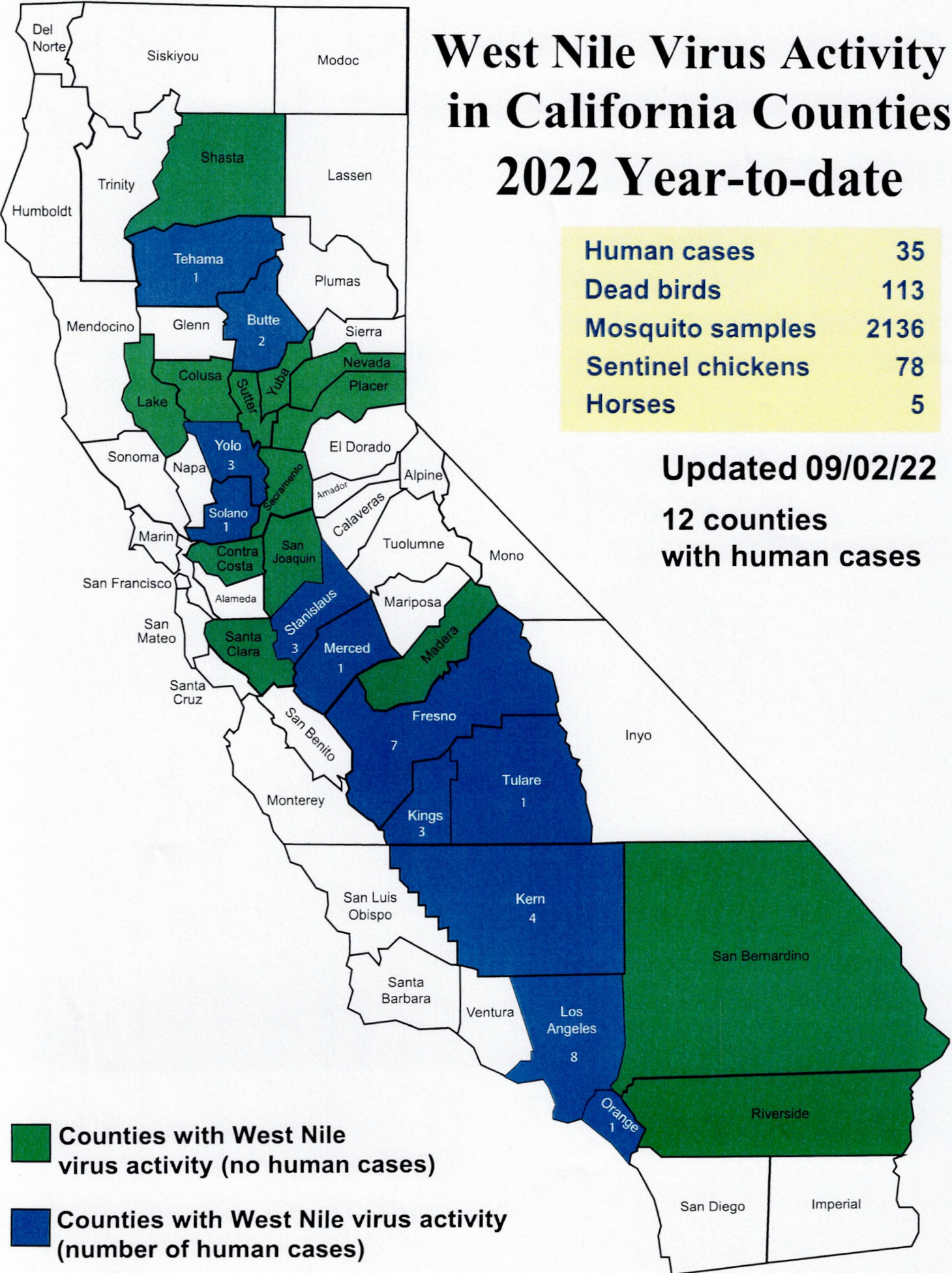
# 10 Year Averages vs. DW 35 (8/24/2022 – 8/31/2022)



# West Nile Virus Activity in California Counties 2022 Year-to-date

Human cases	35
Dead birds	113
Mosquito samples	2136
Sentinel chickens	78
Horses	5

**Updated 09/02/22**  
**12 counties with human cases**



California Arbovirus Surveillance Bulletin #22

Week 35 Friday, September 2, 2022

2021 & 2022 YTD West Nile Virus Comparisons		
	2021	2022
Total No. Dead Bird Reports	4,041	3,644
No. Positive Counties	29	27
No. Human Cases	32	35
No. Positive Dead Birds / No. Tested	160 / 1,270	113 / 984
No. Positive Mosquito Pools / No. Tested	1,646 / 25,963	2,136 / 27,682
No. Seroconversions / No. Tested	45 / 4,104	78 / 3,691

YTD WNV Activity by Element and County, 2022					
County	Humans	Horses	Dead Birds	Mosquito Pools	Sentinel Chickens
Butte	2		2	32	22
Colusa					1
Contra Costa			1	2	1
Fresno	7		2	250	
Imperial				1	
Kern	4	2		69	
Kings	3			94	
Lake			1	7	
Los Angeles	8		24	299	4
Madera				95	
Merced	1		1	12	16
Nevada			1		
Orange	1		1	30	
Placer			3	69	
Riverside			1	95	
Sacramento		1	27	21	1
San Bernardino			6	65	
San Joaquin				157	
Santa Clara			15	16	
Shasta			1	36	
Solano	1		8	11	
Stanislaus	3			34	
Sutter			4	30	9
Tehama	1	1			2
Tulare	1	1	2	648	10
Yolo	3		12	51	3
Yuba			1	12	9
Totals	35 32	5 6	113 160	2,136 1,646	78 45

\* 2021 YTD data in black